NEO CIRC DT
RECESS LED

INSTALLATION
MANUAL FOR LED



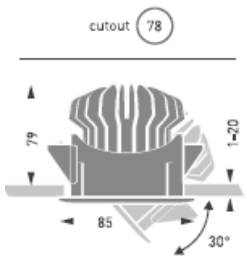

Green technology, suitable for 1040 lm LED lamp.
Adjustable to 30° max, with interchangeable reflectors for 24°/40° beams.
The new lighting technology with an efficient energy balance between heat and light, produces a IR/UV-free light, with a definite advantage in Power Consumption.
Symmetrical gimbaled suspension allows this compact spot to be tilted through 30°.
The innovative reflector uses vacuum metalized aluminum/plastic, making it virtually glare free.

Low in maintenance due to product life of more than 50,000 hours.

IP20

LED:
CCT = 2700K,3000K, 4000K, 5700K
DC Current = 200mA - 350mA
Output Wattage = 7W - 12W
Max up to 1040lm

Input: 220-240V ~ 50/60Hz

Driver: Remote Electronic
Connection: Driver to lighting via safety plug system

Product Code:
PL/NEO-CR/RS/DT - LED 01 (White)
PL/ NEO-CR/RS/DT - LED 02 (Black)
PL/ NEO-CR/RS/DT - LED 03 (Silver)

Reflector Code:
PL /24° - SP / LED
PL /40° - FL / LED

Installation Process:

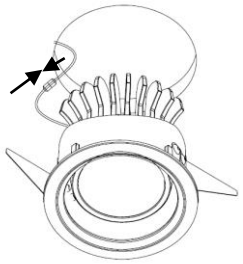
Fig.1

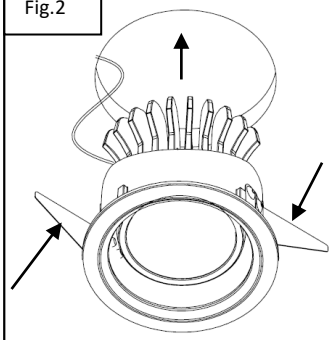
Fig.2

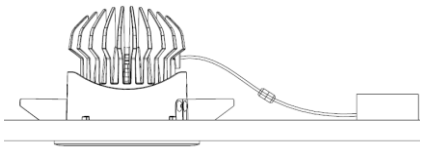
Fig.3

1. Ensure the mains power is turned off.
2. Cut a 78 mm diameter hole in the ceiling.
3. Pass the driver power supply wires through the cutout and plug into the main socket. See fig.1
4. Connect the driver to the light fitting using the quick connector.
5. Insert light fitting into the cutout, ensuring that the mounting clips engage tightly. See fig.2
6. Installation is complete. See fig.3

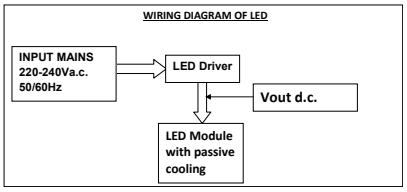

Installation and Maintenance Tips:



- Wear gloves while handling fixtures.
- The lamp shall be changed if it has become damaged or thermally deformed.
- 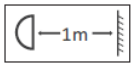

Minimum distances at which the luminaries must be placed from heat-sensitive materials in the direction of the beam.
- Do not touch the Inside Surface of the reflector to avoid fingerprints and damage to the LED chip.
- Avoid switching them on or off frequently. This reduces lamp life, or can even be the cause for the lamp to fail.
- Post installation, during the finishing stages of a site, the fixture should be protected from dust and paint.
- After installation, the fixtures should be checked. The power supply should then be temporarily suspended and should only reactivate at the time of hand-over.
- Suitable for Indoor use only at ambient temperature 35°C.
- Type Y attachment.